



บริษัท เอดีดี เฟอร์เนส จำกัด

ADD FURNACE CO.,LTD.

44 ซอยบรมราชชนนี 70 ถนนบรมราชชนนี แขวงศาลาธรรมสพน์ เขตทวีวัฒนา กรุงเทพฯ 10170

โทร: 02-888-3472 โทร: ออกแบบ:08-08-170-170 แฟกซ์: 02-888-3258

https://www.add-furnace.com E-mail: sales@add-furnace.com



OIL PUMP TYPE T GEAR SIZES 2-3-4-5

This is a general specification leaflet ; for specific applications not covered herein, contact Suntec.

The SUNTEC T oil pump is specially designed for industrial heating applications using light or heavy oils with high capacity. It is fitted with a preheater location to render cold starting easier.

APPLICATIONS

- Light and heavy oil (for kerosene applications, contact SUNTEC).
- SUNTEC recommend the use of a SUNTEC TV valve to regulate the pump pressure.

PUMP OPERATING PRINCIPLE

The gear set draws oil from the tank and transfers it to an external valve that regulates the oil pressure.

Bleed :

The plug of the pressure gauge port must be loosened until the air is evacuated from the system.

Note :


The bypass plug inserted between high pressure and shaft seal is only intended to change the pump rotation, check the presence of this plug with a 4 mm Allen key in the pressure outlet of the pump.

Caution : changing the direction of pump rotation involves changing of all pump connections.

PREHEATING FACILITY

Care should be taken to avoid starting pump with high viscosity cold oil leading to pump and coupling damage. For this reason, the T pump body includes a drilling to accept an electric preheater. This drilling has been located to give maximum heat transfer from the heater to the oil in the pump without there being direct contact between the heater cartridge and the oil.

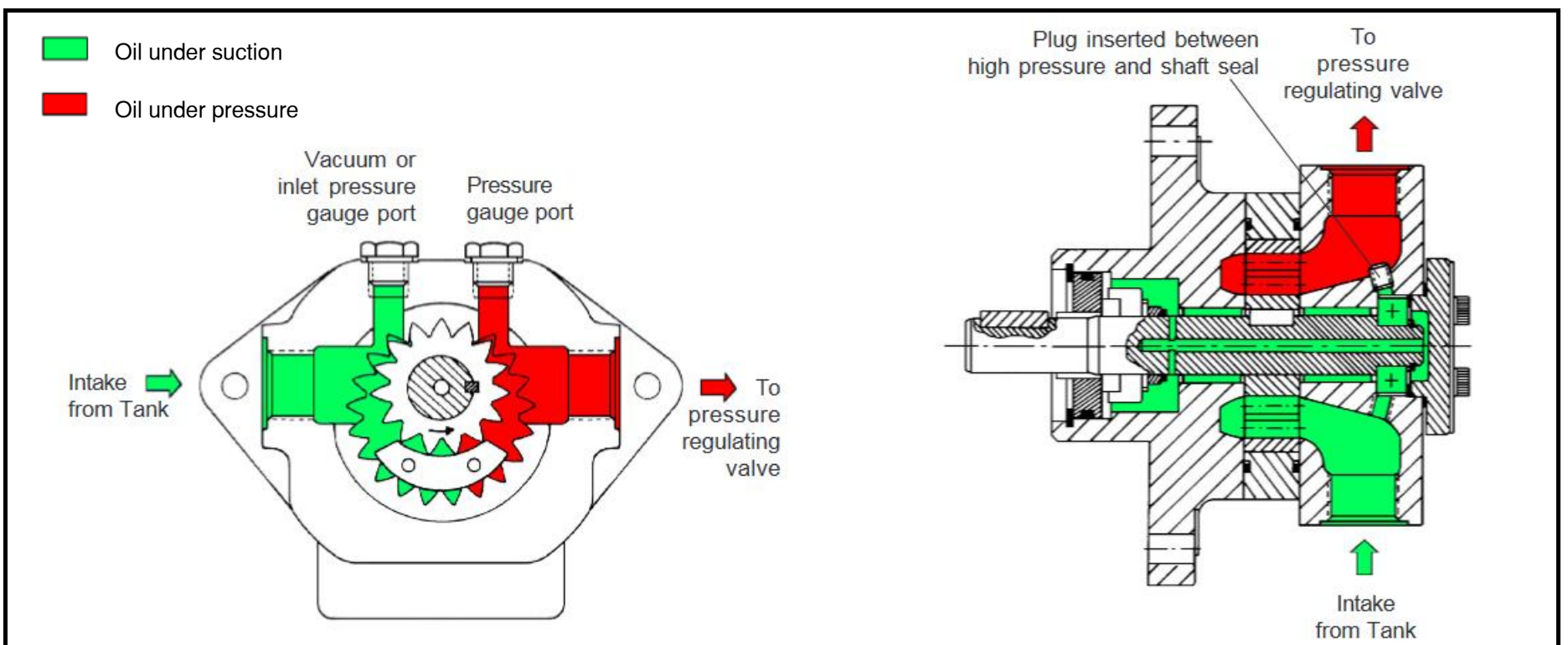
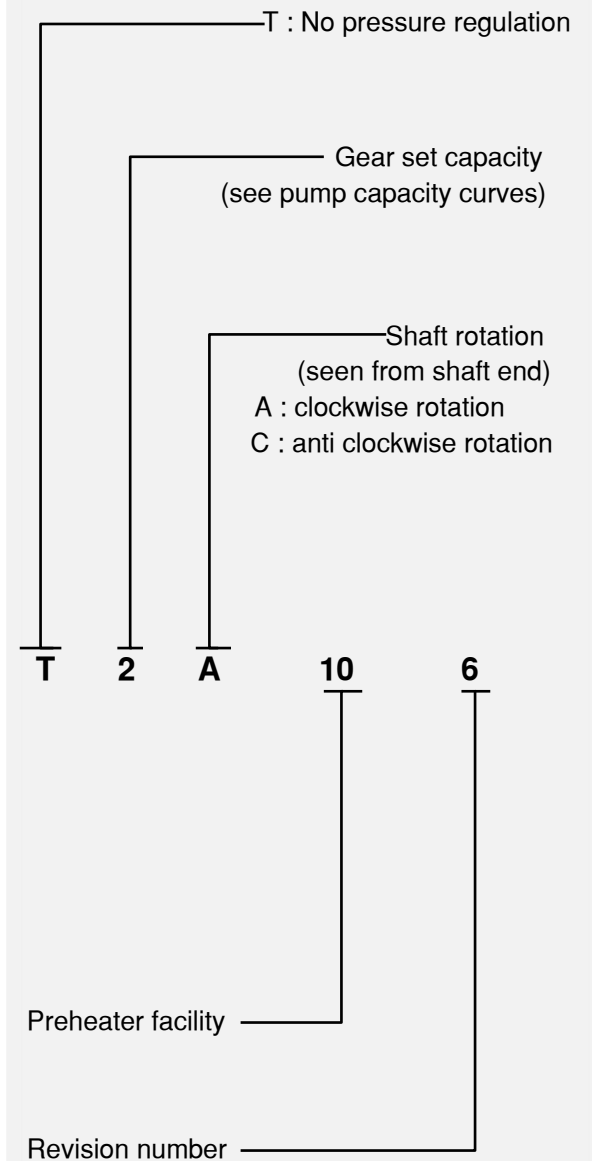
Heaters should be connected for a period of time prior to starting the pump. When the right temperature is reached, they can be switched off or left permanently switched on to maintain fluid oil in the pump during the periodic burner shut-downs. The oil supply, pipes and filters must be separately heated.



T - 11 - Ed 11- May 2007

PUMP IDENTIFICATION

(Not all model combinations are available
Consult your Suntec representative)





TECHNICAL DATA

General

Mounting	Flange mounting
Connection threads	Cylindrical according to ISO 228/1

Shaft	Ø 20 mm
Weight	7,8 kg (T2) - 8,1 kg (T3) 8,7 kg (T4) - 9,4 kg (T5)

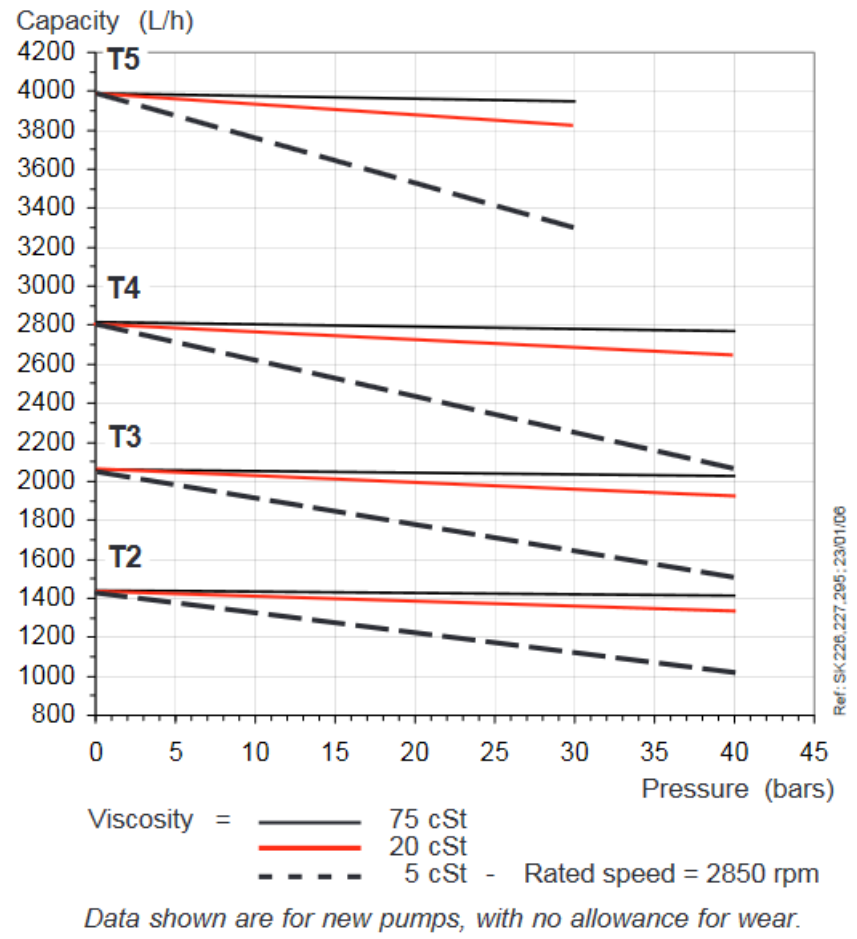
Hydraulic data

Nozzle pressure range	40 bars max. (T2, T3, T4) 30 bars max. (T5)
Operating viscosity	3 - 75 mm ² /s (cSt) <i>(Higher viscosity oil can be used by feeding the pump or by heating the oil to lower its viscosity under 75 cSt. For kerosene applications, contact SUNTEC)</i>
Oil temperature	0 - 150°C in the pump
Inlet pressure	light oil : 0,45 bars max. vacuum to prevent air separation from oil heavy oil : 5 bars max.
Rated speed	3600 rpm max.
Torque (@ 40 rpm)	0,4 N.m

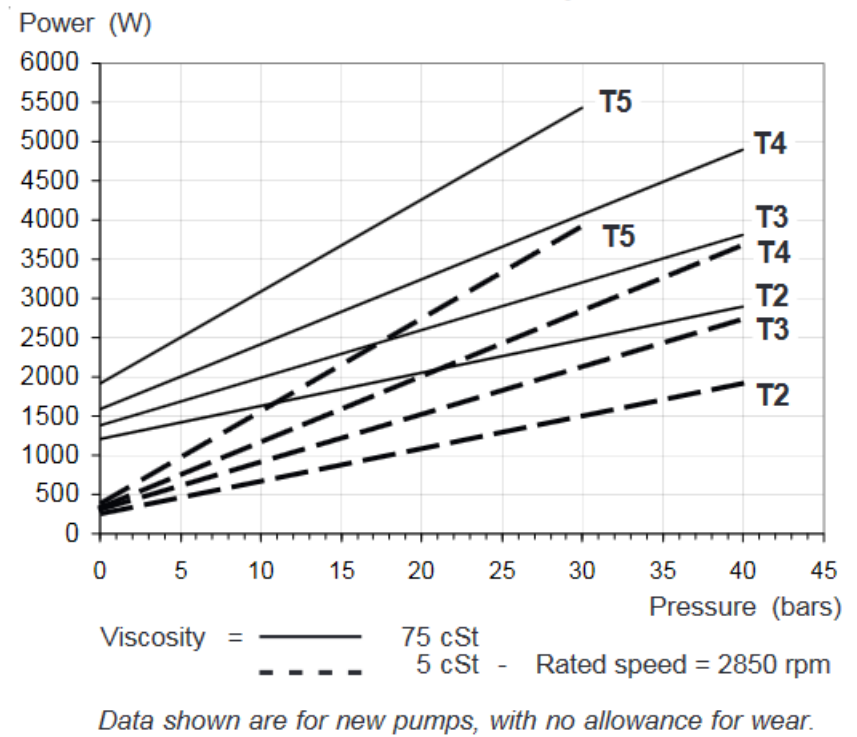
Choice of heater

Cartridge	Ø 12 mm
Fitting	according to EN 50262
Rating	80-100 W

Pump capacity



Power consumption



PUMP DIMENSIONS

Example shows "A" rotation - Reverse all pump connections for "C" rotation.

