



GAS FILTERS

GAS FILTER 1/2", 3/4", 1" – Pmax 6 bar



Code	Description	Dimension	Pmax
GF015	Gas filter	1/2"	6 bar
GF020	Gas filter	3/4"	6 bar
GF025	Gas filter	1"	6 bar
GFD25	Gas filter	DN25	6 bar
GF015-TPIO	Gas filter with test point in/out	1/2"	6 bar
GF020-TPIO	Gas filter with test point in/out	3/4"	6 bar
GF025-TPIO	Gas filter with test point in/out	1"	6 bar
GFD25-TPIO	Gas filter with test point in/out	DN25	6 bar
GF015-SP	Gas filter with screw plugs	1/2"	6 bar
GF020-SP	Gas filter with screw plugs	3/4"	6 bar
GF025-SP	Gas filter with screw plugs	1"	6 bar
GFD25-SP	Gas filter with screw plugs	DN25	6 bar

TECHNICAL FEATURES

Operation maximum pressure 6 bar

Working Temperature - 20 °C – + 60 °C

Filtration 50 Micron

Use Non-aggressive gases – Family 1 – 2 – 3 and air

Cartridge element Viledon cartridge

Inlet - Outlet Connection Thread gas 1/2" – 3/4" 1" – ISO 228
DN25 - Sliding Aluminium flange PN10

Complete Body Die-Cast Aluminium Gd – AISi12Cu - ENAB46100

Seals NBR

Approval PED

Optional:

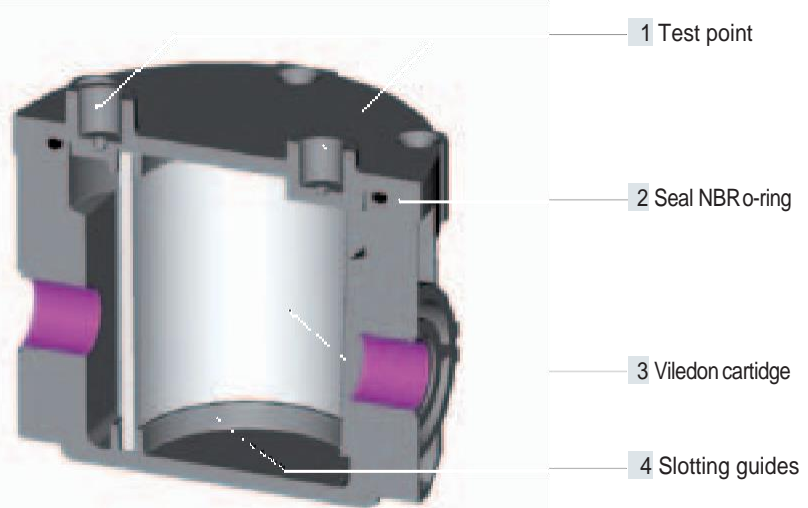
- Test point – NPT 1/4"

- Screw – NPT 1/4"

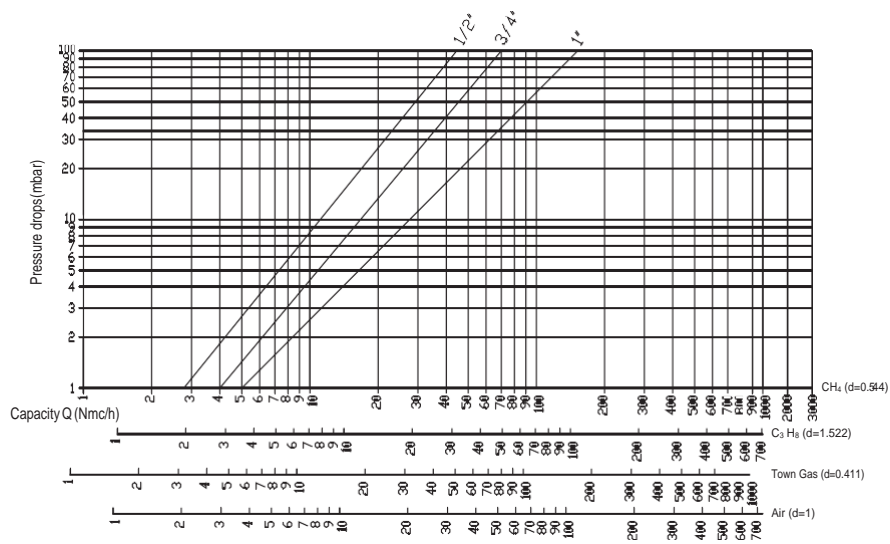
- Peters plug

- Manometer

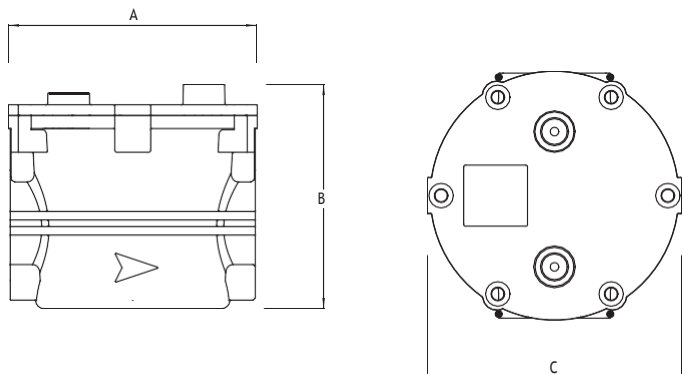
DP clogging indicator



FLOW CHART



DIMENSIONS (mm) and WEIGHT (kgs)				
Dimension	A	B	C	Weight
1/2"	114.0	105.5	118.5	806,4
3/4"	114.0	105.5	118.5	795,3
1"	114.0	105.5	118.5	786,9





GAS FILTER 1 ¼", 1 ½" and 2" – Pmax 6 bar



Code	Description	Dimension	Pmax
GF032	Gas filter	1 ¼"	6 bar
GF040	Gas filter	1 ½"	6 bar
GF050	Gas filter	2"	6 bar
GFD32	Gas filter	DN32	6 bar
GFD40	Gas filter	DN40	6 bar
GFD50	Gas filter	DN50	6 bar

GF032-TPIO	Gas filter with test point in/out	1 ¼"	6 bar
GF040-TPIO	Gas filter with test point in/out	1 ½"	6 bar
GF050-TPIO	Gas filter with test point in/out	2"	6 bar
GFD32-TPIO	Gas filter with test point in/out	DN32	6 bar
GFD40-TPIO	Gas filter with test point in/out	DN40	6 bar
GFD50-TPIO	Gas filter with test point in/out	DN50	6 bar

GF032-SP	Gas filter with screw plugs	1 ¼"	6 bar
GF040-SP	Gas filter with screw plugs	1 ½"	6 bar
GF050-SP	Gas filter with screw plugs	2"	6 bar
GFD32-SP	Gas filter with screw plugs	DN32	6 bar
GFD40-SP	Gas filter with screw plugs	DN40	6 bar
GFD50-SP	Gas filter with screw plugs	DN50	6 bar

TECHNICAL FEATURES

Operation maximum pressure 6 bar

Working Temperature - 20 °C – + 60 °C

Filtration 50 Micron

Use Non-aggressive gases – Family 1–2–3 and air

Cartridge element Viledon cartridge

Inlet-Outlet Connection Thread gas 1 ¼" 1 ½" 2" – ISO 228
DN32 DN40 DN50 - Sliding Aluminium flange PN10

Complete Body Die-Cast Aluminium Gd – AlSi12Cu - ENAB 46100

Seals NBR

Approval PED

Optional:


- Test point – NPT ¼"

- Screw – NPT ¼"

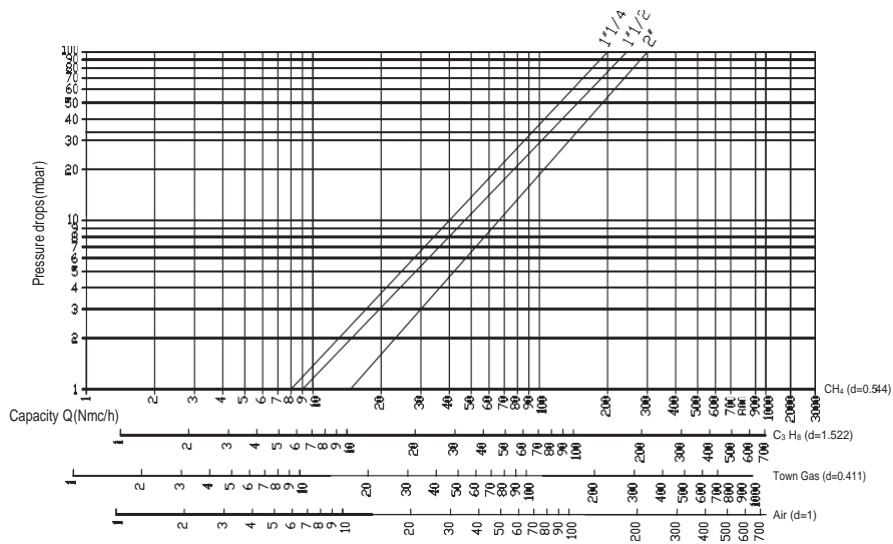
- Peters plug

- Manometer

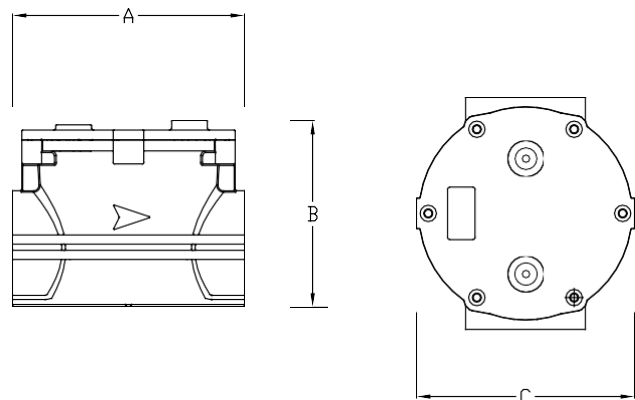
- DP clogging indicator



FLOW CHART




1 1/4"	164.0	131.7	152.5	1,63
1 1/2"	164.0	131.7	152.5	1,55
2"	164.0	131.7	152.5	1,45





GAS FILTER DN65 – DN80 – DN100 – Pmax 6 bar



Code	Description	Dimension	Pmax
GFD65	Gas filter	DN65	6 bar
GFD80	Gas filter	DN80	6 bar
GFD100	Gas filter	DN100	6 bar
GFD65-TPIO	Gas filter with test point in/out	DN65	6 bar
GFD80-TPIO	Gas filter with test point in/out	DN80	6 bar
GFD100-TPIO	Gas filter with test point in/out	DN100	6 bar
GFD65-SP	Gas filter with screw plugs	DN65	6 bar
GFD80-SP	Gas filter with screw plugs	DN80	6 bar
GFD100-SP	Gas filter with screw plugs	DN100	6 bar

TECHNICAL FEATURES

Operation maximum pressure 6 bar

Working Temperature - 20 °C – + 60 °C

Filtration 50 Micron

Use Non-aggressive gases – Family 1–2–3 and air

Cartridge element Viledon cartridge

Connection Flanged PN16 – DN65 – DN80 – DN100

Complete Body Die-Cast Aluminium Gd – AISi12Cu - ENAB46100

Seals NBR

Approval PED

Optional:

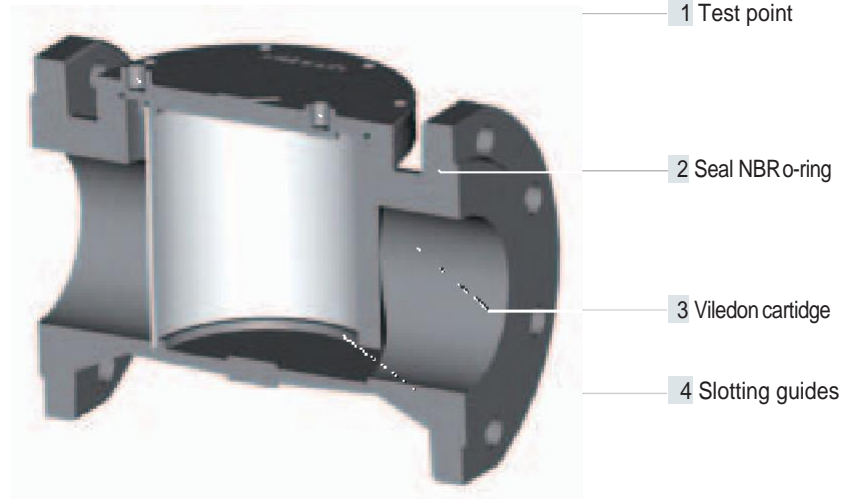
- Test point – NPT ¼"

- Screw – NPT ¼"


Peters plug

- Manometer

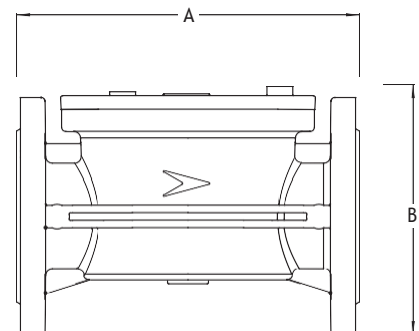
DP clogging indicator



FLOW CHART



DN65	260.5	190.0	220.0	8,30
DN80	260.5	190.0	220.0	8,30
DN100	260.5	190.0	220.0	9,50





บริษัท เอดีดี เฟอร์เนส จำกัด

ADD FURNACE CO.,LTD.

44 ซอยบรมราชชนนี 70 ถนนบรมราชชนนี แขวงศาลาธรรมสพน์ เขตทวีวัฒนา กรุงเทพฯ 10170

โทร: 02-888-3472 โทร: ออกแบบ:08-08-170-170 แฟกซ์: 02-888-3258

<https://www.add-furnace.com> E-mail: sales@add-furnace.com

GAS FILTER DN125 – DN150 – Pmax 6 bar



Code	Description	Dimension	Pmax
GFD125	Gas filter	DN125	6 bar
GFD150	Gas filter	DN150	6 bar
GFD125-TPIO	Gas filter with test point in/out	DN125	6 bar
GFD150-TPIO	Gas filter with test point in/out	DN150	6 bar
GFD125-SP	Gas filter with screw plugs	DN125	6 bar
GFD150-SP	Gas filter with screw plugs	DN150	6 bar

TECHNICAL FEATURES

Operation maximum pressure 6 bar

Working Temperature - 20 °C – + 60 °C

Filtration 50 Micron

Use Non-aggressive gases – Family 1–2–3 and air

Cartridge element Viledon cartridge

Connection Flanged PN16 – DN125 – DN150

Complete Body Die-Cast Aluminium Gd – AISi12Cu - ENAB46100

Seals NBR

Approval PED

Optional:

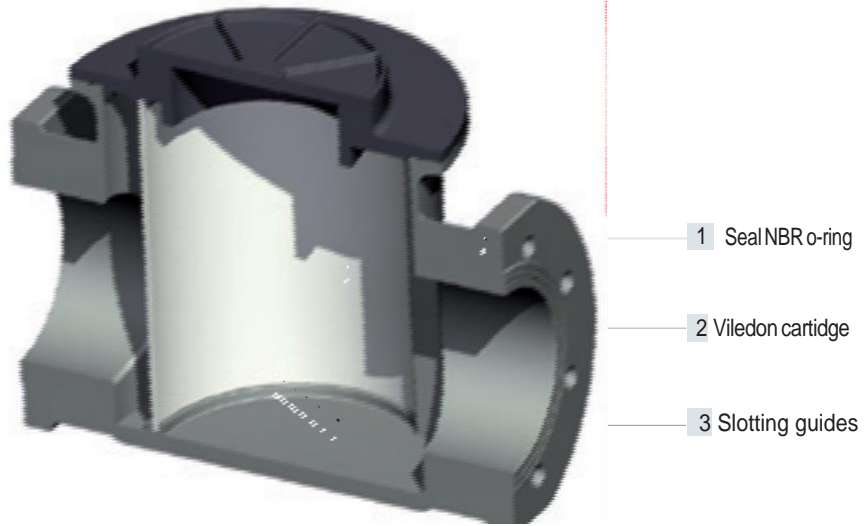
- Test point – NPT ¼"

- Screw – NPT ¼"

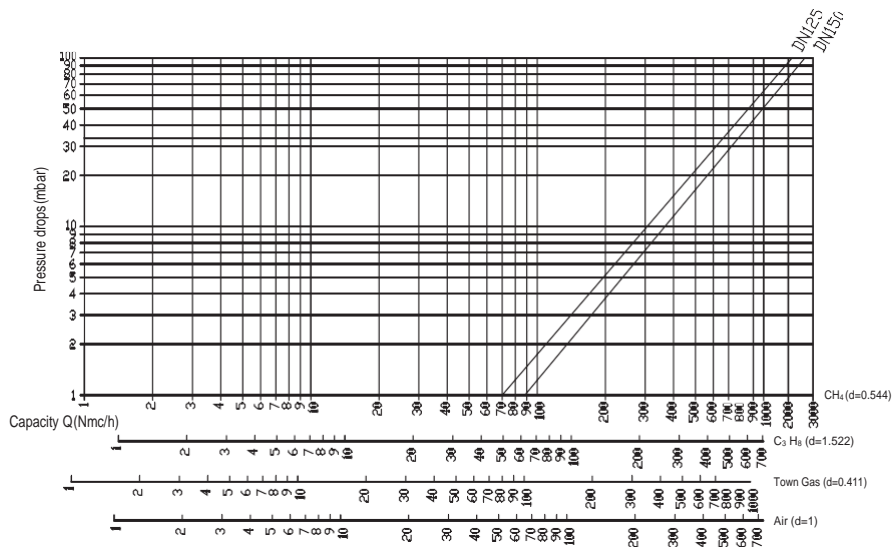
Peters plug

- Manometer

DP clogging indicator



FLOW CHART



DIMENSIONS (mm) and WEIGHT (kgs)				
Dimension	A	B	C	Weight
DN125	442.5	347.7	330.0	23,
DN150	442.5	347.7	330.0	21

