



Data sheet

Electronic Ignition Units EBI4 C Series

Application



The EBI4 C unit series is specially designed for applications where constant ignition is required.

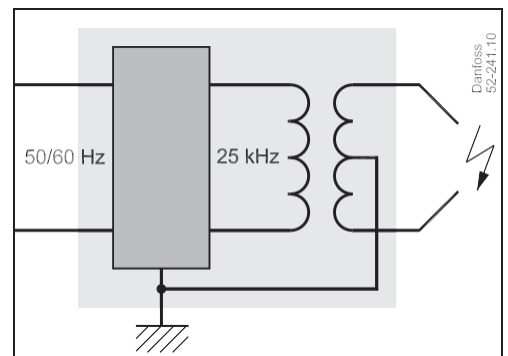
EBI4 CM is a 2-pole version with secondary mid-point grounded. EBI4 C1P is a 1-pole version for ignition between 1 electrode and frame.

Applications and Features

- 1- or 2-pole ignition
- Low power consumption due to high efficiency (new technology)
- Earth connection through the primary cable
- Same dimensions and flexible mounting as the well-known EBI series
- **CE**-marking in accordance with the directives: EMC, LVD, RoHs

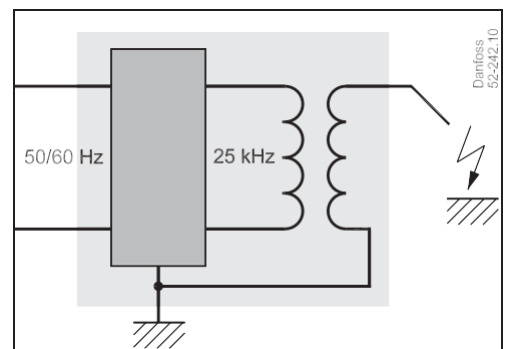
EBI4 CM

- Oil/gas burners requiring constant ignition
- 2-pole ignition
- Secondary mid-point connected to earth/frame
- 100% ED at 35°C / 70% ED at 60°C
- Top or front connection for secondary cables
- 230V



EBI4 C1P

- Gas burners a.o. application requiring constant ignition
- 1-pole ignition between 1 electrode and frame
- 100% ED at 35°C / 70% ED at 60°C
- Top or front connection for secondary cables
- 230V





บริษัท เอดีดี เฟอร์เนส จำกัด

ADD FURNACE CO.,LTD.

44 ซอยบรมราชชนนี 70 ถนนบรมราชชนนี แขวงศาลาธรรมสพน์ เขตทวีวัฒนา กรุงเทพฯ 10170

โทร: 02-888-3472 โทร: ออกแบบ:08-08-170-170 แฟกซ์: 02-888-3258

https://www.add-furnace.com E-mail: sales@add-furnace.com

Data sheet

Electronic Ignition Units EBI4 C Series

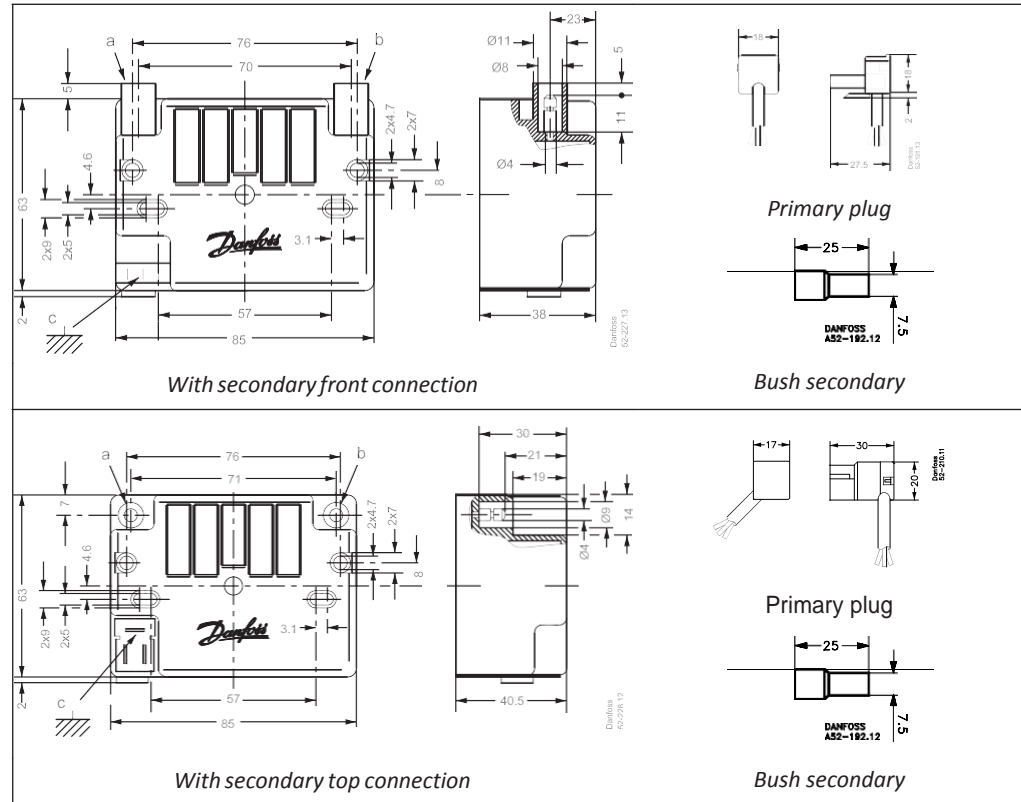
Technical data

Type	EBI4 CM	EBI4 C1P
Mains connection	230 V - 0.25 A - 50/60 Hz - 60 VA	
Working range	187-255 V	
Main fuse	10 A	
ED % in 3 min.	100% at 35°C/70% at 60°C	
Secondary connection* Short circuit current (rms) Frequency	2 x 7.5 kV 30 mA (rms) 25 kHz	12 kV 30 mA (rms) 25 kHz
Ambient temperature	-10 to +60°C	
Storage temperature	-25 to +85°C	
Enclosure	IP 40	
Primary connection	3 x 0.5 mm ² cable with special plug 3 x 0.75 mm ² cable with standard AMP connection	
Secondary connections	2 x Ø4 mm plugs	1 x Ø4 mm plugs
Earthing	Through the primary cable	
Distance between electrodes	Recommended 2.5 mm to 5 mm	
Weight	300 g	

* Avoid use of divergent electrodes due to risk of electrical cable break down and too high ignition voltage.

Dimensions and connections

EBI4 CM EBI4 C1P	EBI4 CM EBI4 C1P	a: Left terminal b: Right terminal c: Earth connection
a+b+c	b+c	



Additional documentation on burner components is available on <http://heating.danfoss.com/>